















## APPLICATION INFORMATION FOR EVALUATING ANNUAL PERMIT

Common commercial vehicle types as designated by code based on axle arrangement  
 Please indicate by circling axle arrangement

 2	 3	 2 - S1
 2 - S2	 2 - 2	
 2 - 3	 3 - 2	
 3 - S2	 2 - S1 - 2	
 3 - 3	 3 - S3	
 2 - S2 - 2	 3 - S1 - 2	
 2 - S2 - 3	Other Arrangements	

1. Indicate axle spacing measured center of each axle, (For overweight only)



2. No. of wheels on trailer \_\_\_\_\_ Jeep \_\_\_\_\_ Dolly \_\_\_\_\_ Trailer Width \_\_\_\_\_

3. License No. \_\_\_\_\_

4. Overall width \_\_\_\_\_ Length <sup>Tractor</sup> \_\_\_\_\_ Overhang Front \_\_\_\_\_ Rear <sup>Unit No.</sup> \_\_\_\_\_ Height \_\_\_\_\_

5. List Types of Equipment to be Transported \_\_\_\_\_

6. Name of Company \_\_\_\_\_

Address \_\_\_\_\_  
Street Address City State Zip

Telephone \_\_\_\_\_ Date \_\_\_\_\_ Name (Please Print) \_\_\_\_\_ Signature \_\_\_\_\_ Title \_\_\_\_\_

To avoid delays please check to see that your \$60.00 fee is enclosed and all questions are answered.

Credit Card No. \_\_\_\_\_ Exp. Date \_\_\_\_\_

Name on Credit Card \_\_\_\_\_ MC \_\_\_\_\_ Visa \_\_\_\_\_