

Welcome to the Nevada Department of Transportation's Annual Traffic Report on the World-Wide-Web. This report contains a ten-year history (if available) of Annual Average Daily Traffic at statewide count locations. To reference these locations, proceed to the next page where you will find maps with the available sites. The locations are depicted in red with a station identification number. You will use this station identification number to reference the Table 3 section, which follows the maps.

Located on the left side of the report in the Table 3's, you will find the station identification number zero-filled to the fourth digit. See example below:

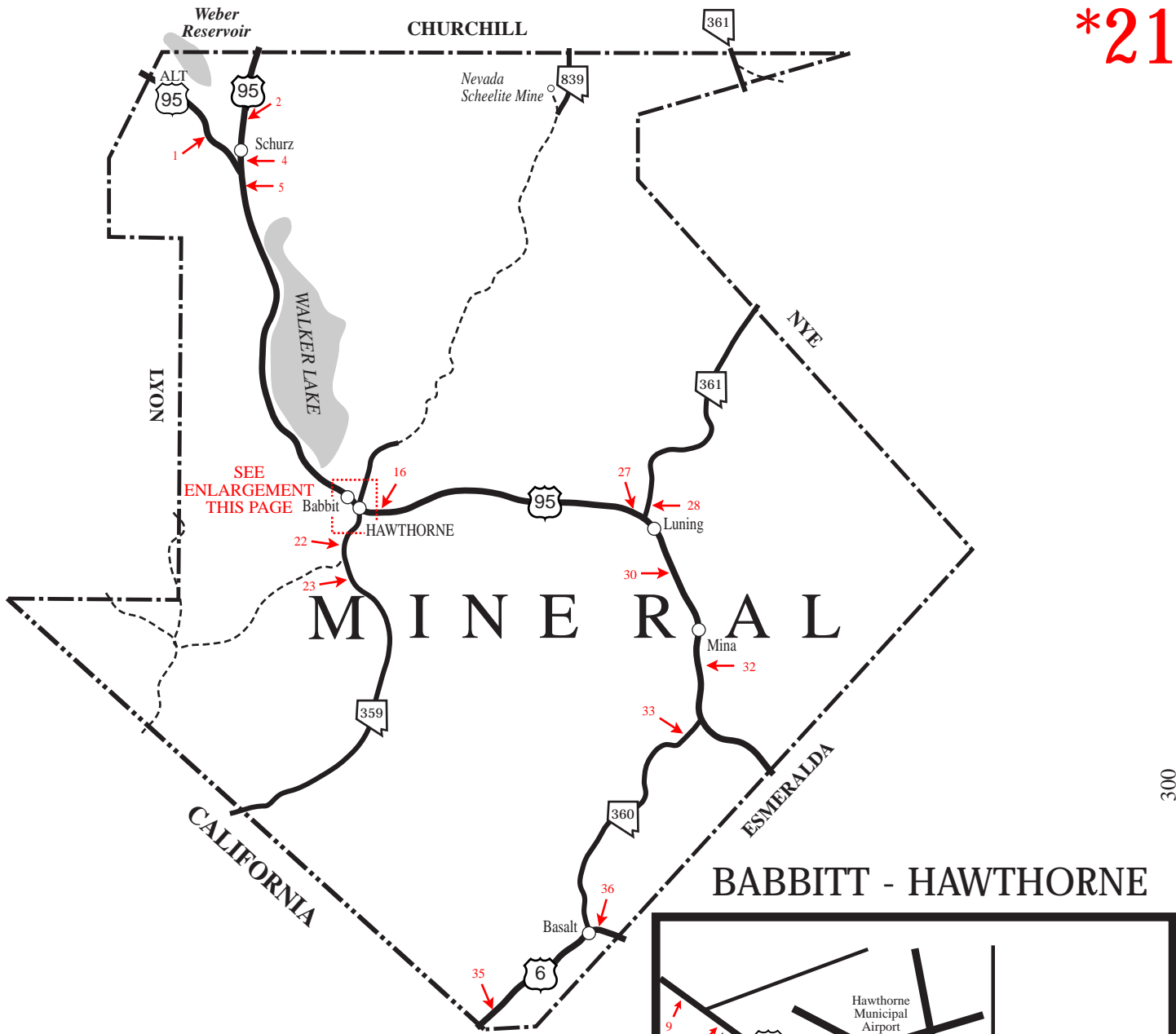
Example: station number 1 is 0001

 station number 33 is 0033

 station number 114 is 0114

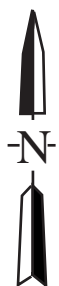
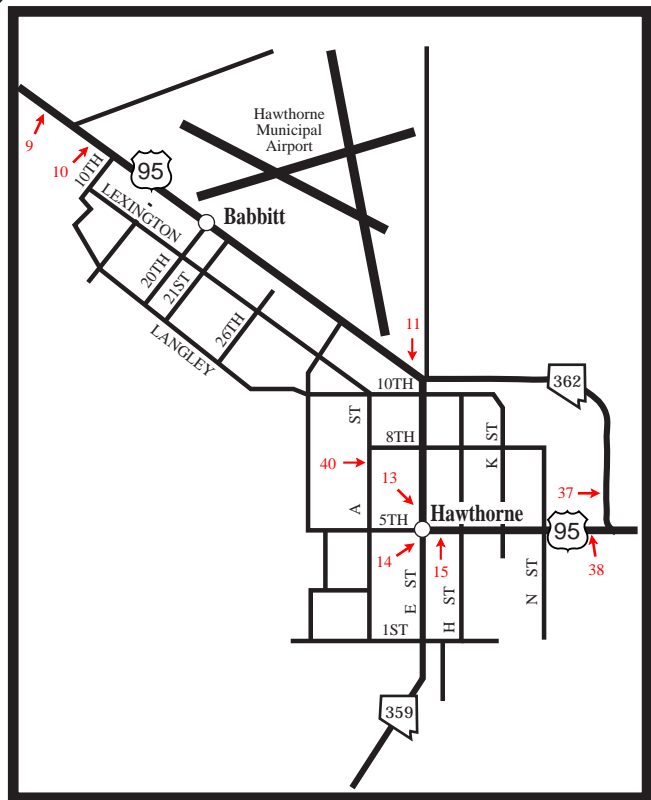
If the station identification number is seven digits long, this is a continuous count location and will have to be referenced in the ATR's (Automatic Traffic Recorder's) section. The ATR section can be found at the beginning of the report, where the counties are listed.

All sites are listed in numeric order with a description of where the count was actually taken.



300

BABBITT - HAWTHORNE



MINERAL COUNTY

TABLE 3 - ANNUAL AVERAGE DAILY TRAFFIC AT PORTABLE TRAFFIC COUNT STATIONS -

STATION	1991	1992	1993	1994	1995	1996	1997	1998	1999	2000
0001 HRLY 00	US-95A, 1.8 mi E of MI-LY County Line & 9 mi W of US-95.									
	990	1075	1040	1030	1060	1000	1100	1000	910	1200
0002 HRLY 00	US-95, 2.1 mi N of RxR Grade Crossing in Schurz.									
	1490	1600	1770	1860	2185	1800	1950	2000	1950	2000
0004 HRLY 98	US-95, .2 mi N of US-95A.									
	1880	1940	2045	2150	3000	2350	2200	2300	2650	2650
0005 HRLY 00	US-95, .4 mi S of US-95A S of Schurz.									
	2060	2380	2460	2720	3810	3050	3000	2800	3450	3500
0009 HRLY 00	US-95, .5 mi N of the US Army Depot Entrance Rd at Babbitt.									
	2865	2945	3155	3175	3630	3400	3000	3250	3200	3400
0010 HRLY 00	US-95, at Babbitt, .4 mi S of the US Army Depot Entrance Rd.									
	3760	4000	4065	4050	4480	4450	3600	4100	4500	4300
0011 HRLY 00	US-95, S/B 100' N of "C" St, N/B .1 mi N of "C" St.									
	5000	5310	5300	5305	6150	5500	4900	4700	5500	5900
0013 HRLY 00	US-95, 200' N of SR-359.									
	6400	6700	7065	6480	6500	6200	5600	5400	5900	6300
0014 HRLY 00	SR-359 (Pole Line Rd), .1 mi S of US-95.									
	3700	3830	4085	3640	3680	3600	2750	2600	2400	2500
0015 HRLY 00	US-95, 200' S of SR-359.									
	6100	6400	6035	5840	5885	5600	5300	5100	4900	5100
0016 HRLY 00	US-95, .25 mi S of SR-362.									
	2225	2280	2300	2225	2595	2650	2600	2600	2600*	2700
0022 HRLY 00	SR-359 (Pole Line Rd), .8 mi S of US-95 in Hawthorne.									
	800	805	820	775	695	675	500	480	630	500

MINERAL COUNTY

TABLE 3 - ANNUAL AVERAGE DAILY TRAFFIC AT PORTABLE TRAFFIC COUNT STATIONS -

STATION	1991	1992	1993	1994	1995	1996	1997	1998	1999	2000
0023 HRLY 00	SR-359 (Pole Line Rd), .1 mi S of the County Rd to Bodie via Lucky Boy Grade.									
	220	270	245	230	195	230	175	170	225	210
0027 HRLY 00	US-95, .25 mi N of SR-361 to Gabbs.									
	2220	2040	1975	2035	2370	2000	2200	2400	2300	2250
0028 HRLY 00	SR-361 (GabbsValley Rd), .2 mi N of US-95 in Luning.									
	355	325	250	135	160	160	120	100	150	130
0030 HRLY 00	US-95, 4.1 mi N of Mina.									
	1895	1955	1990	2230	2410	2100	2100	2100	2050	2200
0032 HRLY 00	US-95, 1.2 mi N of Sodaville & .6 mi N of mp US-95/MI-13.									
	1665	1710	1645	1910	2280	2000	2000	2000	2100	2150
0033 HRLY 00	SR-360 (Mina-Basalt Cutoff Rd), .25 mi W of US-95 S of Sodaville.									
	440	335	355	430	540	475	475	370	360	380
0035 HRLY 00	US-6, 3 mi E of the NV/CA Stateline.									
	730	720	760	720	750	770	770	790	770	1000
0036 HRLY 00	US-6, .2 mi E of SR-360.									
	355	355	440	415	430	440	440	450	440	500
0037 HRLY 00	SR-362 (Hawthorne Truck By-Pass Rd), N of US-95.									
	710	710	635	940	975	930	830	800	1300	1050
0038 HRLY 00	US-95, 800' N of SR-362 (Truck Bypass).									
	1930	2025	1810	1900	1990	1900	1800	1700	1450	1500
0040 HRLY 00	"A" St, 125' N of W Seventh St.									
			620	850	880	880	940	900	900	900